

COLEMAN HANNA
CARWASH SYSTEMS LLC
AN O'HANRAHAN COLEMAN COMPANY

WATER WIZARD 2.0
parts manual
Version 2

parts department
1.866.927.4229
713.590.6652.fax
www.colemanhanna.com



(Revised April 2019)

Please Read

The equipment shown on the following pages is from a typical Water Wizard 2.0 automatic system with a classic pump stand. The purpose of this manual is to simplify the process and increase the accuracy when ordering parts. Please note that with the variety of options available, your equipment may have additional components or not have some of the components shown.

In the interest of product improvement, Coleman Hanna Carwash Systems, LLC., reserves the right to make equipment modifications at any time and without advance notice.

For more information on the Water Wizard 2.0 and other world class car wash equipment and parts manufactured by Coleman Hanna Carwash Systems LLC., please contact us at:

1.800.999.9878
5842 W. 34th Street
Houston, Texas 77092
www.colemanhanna.com

Parts Department Direct Line:
1.866.927.4229
Fax: 713.590.6652

WATER WIZARD 2.0® Parts Manual

Table of Contents **Page**

Pump Stand
Pump Stand Front View 06
Pump Stand Inside Water Tank 08
Pump Stand Low and High Pressure Pumps 10
Pump Stand End View – Pump Side 12
Pump Stand Undercarriage System 14
Pump Stand Rear View 16
ElectricalControl Center Door 18
Electrical Control Center Components 20
Gantry **23**
Gantry Entrance View 24
Gantry Exit View 26
Gantry Control Panel 28
Gantry Passenger Side (W/O Cover) 30
Gantry Driver Side (W/ Cover) 32
Gantry Passenger Side – Lower 34
Gantry Passenger Side – Drive Motor Assembly 36
Gantry Passenger Side – Upper 38
Gantry Passenger Side – High Pressure Manifold Box 40
Gantry Passenger Side – Boon Belt, Shaft & Prox Assembly 42
Gantry Passenger Side - Lower Prox 44
Gantry Driver Side (W/ Cover) 48
Gantry Driver Side – Lower 50
Gantry Driver Side – Upper 52
Gantry Driver Side Low Pressure Manifold 54
Gantry Driver Side – Boom Tilt Assembly 58
Gantry Driver Side – Oscillating Assembly 60
Gantry Spray Nozzles 62
Gantry Zero Degree Nozzle Rocker Panel Assembly 64
Gantry Presoak Foamers 66
Gantry Blower Control Box – Top of Gantry 68
Wash Boom (W/O Cover) 70
Wash Boom Oscillating Assembly 72
Wash Boom Soleniod and Oscillators 74
Gantry Oscillating Blower System 76
Gantry Panel Doors (Both Sides) 78
Gantry Height Adjustment / Contouring Eyes – Driver's Side 80
Gantry Height Adjustment / Contouring Eyes – Passenger's Side 82

COLEMAN HANNA CARWASH SYSTEMS LLC
AN O'HANRAHAN COLEMAN COMPANY

pump stand

**PUMP STAND FRONT VIEW
LEFT ANGLE**

PUMP STAND FRONT VIEW
RIGHT ANGLE



INSIDE WATER TANK

PUMP STAND

ID#	PART#	DESCRIPTION
1.1	58002	Valve, Float, Topaz 1"
1.2	72050	Switch Level for Side Mount on Tank
1.3	66340	Filter Cone, 3/4" for Hot Water Tank
1.4	06554	1 1/2" Poly Strainer

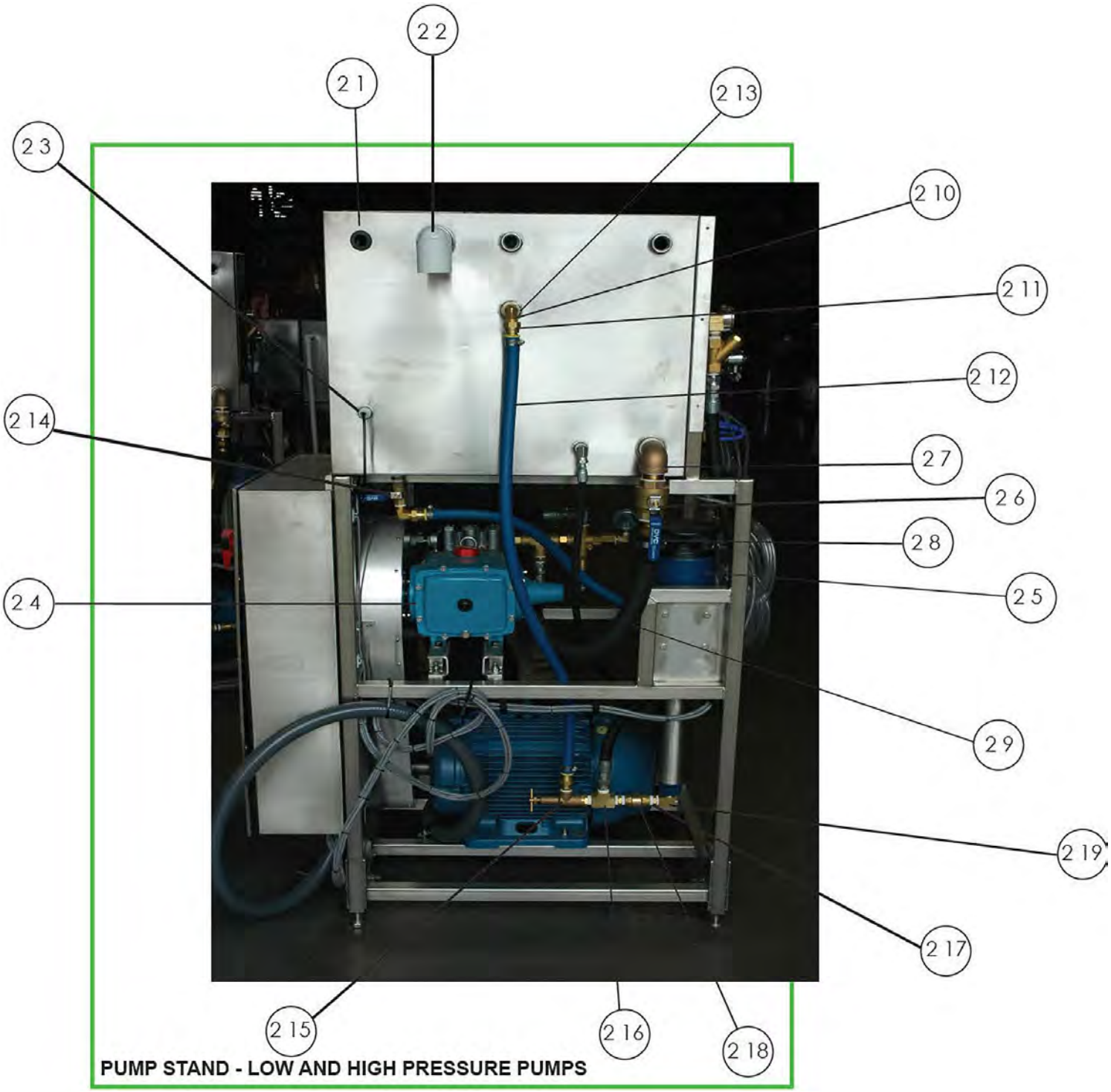

PUMP STAND - LOW AND HIGH PRESSURE PUMPS

ID#	PART#	DESCRIPTION
2.1	06535-DSI	Water Tank
2.2	22424	2" Sch. 40 PVC S X M 90 Ell
2.3	72050	Side MT Level Switch
2.4	32-3535	3535 Pump
2.5	57175-1FW	F&W Pump 1.5HP/1PH/ (16Stage)
2.6	22-V500P-24	1-1/2" Brass Ball Valve
2.7	22478	1-1/2" Cast Brass Threaded ST90
2.8	H366094	HOSE BARB BR 1-1/2 X 1-1/2 HS
2.9	52021	1-1/2" Suction Hose (b/w Tank & Cat Pump)
2.10	22-149F-12-12	3/4" x 3/4" Brass Male Ell Tube to MPT
2.11	22-30882-12-12B	3/4"Brass 37/45 DEG Fem SW x 3/4" Fitting
2.12	22-801-12-BLU	3/4" Push Lock Hose, Blue (400ft per roll)
2.13	22-209P-16-12	Pipe Bushing
2.14	22-V500P-12	3/4" Brass Ball Valve
2.15	58021-B	3/4" Relief Valve, Brass 300psi
2.16	22-2203P-12	Female Pipe Tee BLOCK STYLE
2.17	22-216P-12	Pipe Hex Nipple
2.18	34040	3/4" Check Valve
2.19	22-2202P-12-12	Pipe Street Elbow 90 HD



PUMP STAND - END VIEW, PUMP SIDE

PUMP STAND - LOW and HIGH PRESSURE PUMPS

ID#	PART#	DESCRIPTION
3.1	55267-W	25 HP Motor, 230/460, 60HZ
3.2	06760	1" Unloader
3.3	47020	0-2000psi L/Mt Gauge
3.4	22-2202P-4-4	Pipe Street Elbow 90 HD
3.5	52113	Tubing- 1000ft. Roll
3.6	48017-1	Ceramic Weight, for 1/4" foot valve
3.7	48016-1	1/4" Foot Valve, viton
3.8	22-209P-16-4	Pipe Bushing
3.9	22-2107P-12-12	
3.10	52186	3/4" 2WB Wrapped Hose
3.11	22-1FF-13	
3.12	22-1MMO-B	MMO HD T Parker, S.S.
3.13	22-2203P-16	Female Pipe Tee BLOCK STYLE
3.14	22469	1"x 6-1/2" Nipple



UNDERCARRIAGE SYSTEM

4.6
4.8
4.4
4.7
4.1
4.5
4.2
4.3

PUMP STAND – UNDERCARRIAGE SYSTEM

ID#	PART#	DESCRIPTION
4.1	31020	453-P Valve
4.2	31030	454-P Valve
4.3	40040-3	1/2 L/T CONN
4.4	22-2200P-12-12	Brass 90 Pipe Elbow
4.5	MS-154	3/4"x6" SS Nipple
4.6	22-2203P-12	Female Pipe Tee BLOCK STYLE
4.7	22-2202P-12	Pipe Street Elbow 90 HD
4.8	40199-1	CONN, ROMEX 3/8"


5.2
5.1
5.4
5.6
5.3
5.7
5.6
5.8
5.5
5.10
5.11
PUMP STAND - REARVIEW
5.19
5.17
5.15
5.16
5.13
5.18
5.14
5.12

PUMP STAND – REAR VIEW

ID#	PART#	DESCRIPTION
5.1	06876	DSI L/P Manifold 7 Outlet
5.2	47010	0-300psi Panel Mt Gauge Brkt Incl.
5.3	31055	Y-Strainer 3/4" FPT, 40Mesh, S/S Cylinder
5.4	22-2203P-12	Female Pipe Tee BLOCK STYLE
5.5	22-0107-12	3/4" MPT x 3/4" FPT Swivel
5.6	22470	JIC Swivel x Hose Barb Brass
5.7	22471	JIC Conn Tube MPT Brass
5.8	64069	24V 3/8" NPT Normally Closed Solenoid
5.9	22-216P-6	Pipe Hex Nipple
5.10	34022	CHECK VALVE,3/8"SS F/F VYT/NYL
5.11	31065-98	GREEN, 3.2GPM, ONE BARB
	31065-98B	GREEN, 3.2GPM, TWO BARB
	31065-57	RED, 1.0GPM, ONE BARB
	31065-83	GRAY, 2.1GPM, ONE BARB
	31065-86	BLUE, 2.25GPM, ONE BARB
5.12	80212	Hose Barb x Male Pipe
5.13	22463	3/8 Push-on Hose Barb X 1/2 MP
5.14	22-207P-6	Pipe Coupling HD
5.15	22-W169P-6-6	3/8 Tube X 3/8 P90 Connector Swivel
5.16	22440	Male Pipe Hose Barb
5.17	22-2205P-6	3/8" Brass FPT Cross
5.18	22-E-64-B-0500	Tubing-poly 3/8 - BLUE (500 ft. per Roll)
5.19	22-30182-6-6B	Male Pipe x Hose Push Lock

ELECTRICAL CONTROL PANEL DOOR

ELECTRICAL CONTROL CENTER

ID#	PART#	DESCRIPTION
5.1	72026	Push Button Switch (Yellow)
5.2	06681	Red Lion Operator Interface G303
5.3	06601-DSI	Electrical Control Center Decal
5.4	06997	Switch Handle Assembly – Yellow/Red

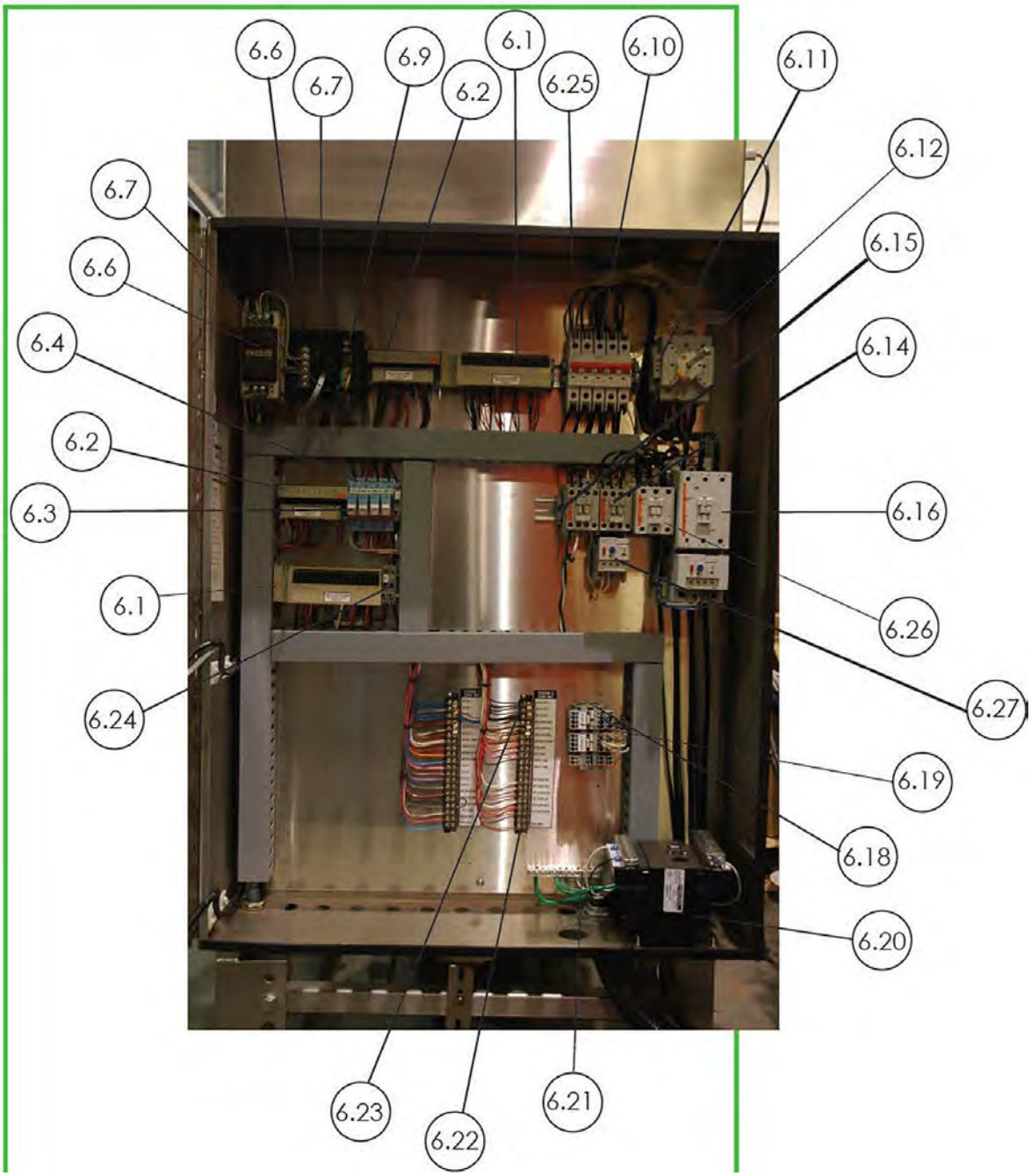

ELECTRICAL CONTROL CENTER COMPONENTS

ELECTRICAL CONTROL CENTER COMPONENTS

ID#	PART#	DESCRIPTION
6.1	06940	Relay Output Card – SRT2-ROC16
6.2	06920	Input Card – SRT2-ID16
6.3	06948	Relay 24 ADC
6.4	06949	S-10, relay socket
6.5	06960	POWER SUPPLY-OMRON,S8VS-09024A
6.6	06680-3	OMR CJ1WPA202 PWR 5V&24VDC
6.7	07503-3	OMRCCJIMCPU14 CPU
6.8	06508	Cable for Redl Lion
6.9	06680-2	OMR CJ1WSRM21 CJ1 COMPUBUS MSTR
6.10	40027	3P 20amp Breaker
6.11	06696, 06951	Auxiliary Switch-- Domestic, International
6.12	06994	Main Disconnect - 100 amp
6.13	06919-1	L11-S1, ECC operator shaft
6.14	60056	CA 1610 Contactor
6.15	40112-24	End stop for Terminal Blocks
6.16	60065	85 amp Contactor
6.17	60066-1	Overload - 90 amp
6.18	40291	END STOP 6MM
6.19	40292	3 COND RL MTD TERMINAL BLOCK, AWG 20-10
6.20	40190-5, 40190-6	Transformer, CONTROL 500VA 120/240-24, 240/120 Int
6.21	40116	Grounding Bar
6.22	40066-5	TERMINAL BLOCK - TUBULAR CLAMP
6.23	40010-3	20PT TERMNL STRP
6.24	40340-2	Block, Terminal Fuse Holder 24V
6.25	40074	2P 16 amp Breaker
6.26	06992	CA7-43-10-24V (Winter Wizard & Hot Wax)
6.27	60062-1	CEP7-EEDB overload (3.2-16 amps)

gantry

GANTRY - ENTRANCE VIEW

Gantry - Entrance View

ID#	PART#	DESCRIPTION
1.1	06115	Scrolling Sign Board LED
1.2	06671	Skin (Driver Side) Entrance End (A267)
1.3	06645	Skin Inside Panel (Driver Side) (A135)
1.4	06659	Radiused Panel (Driver Side) (With Blower) (A294D)
1.4	06666	Radiused Panel (Driver Side) (Without Blower) (A278D)
1.5	06675	Skin (Top Middle) Entrance End (A273)
1.6	06654	Overhead Panel (With Blower) (A293)
1.6	06657	Overhead Panel (Without Blower) (A277)
1.7	06667	Radiused Panel (Passenger Side) (With Blower) (A294P)
1.7	06668	Radiused Panel (Passenger Side) (Without Blower) (A278P)
1.8	06673	Skin (Passenger Side) Entrance End (A268)
1.9	06646	Inside Panel (Passenger Side) (A136)
1.10	06997	Switch Handle Assembly – Yellow/Red

GANTRY - EXIT VIEW

GANTRY – EXIT VIEW

ID#	PART#	DESCRIPTION
2.1	06607	Eye Can – Passenger Side (A0252)
2.2	06674	Skin Passenger Side Exit End (A265)
2.3	06676	Skin Top Middle Exit End (A133)
2.4	06672	Skin Driver Side Exit End (A266)
2.5	06606	Eye Can – Driver Side (A0253)



GANTRY CONTROL PANEL

GANTRY CONTROL PANEL

ID#	PART#	DESCRIPTION
5.1	06785	DC Filter – 3VK3
5.2	06950	Terminating Resistor
5.3	06948	Relay 24 ADC
5.4	06997	Switch Handle Assembly – Yellow/Red
5.5	24385	Cam Lock
5.6	40032-6	5 amp fuse
5.7	40112-30	Fuse Holder
5.8	06973	Omron Yaskawa Variable Speed Drive - 230V
5.9	93121	Door Gasket
5.10	06995	63 amp Disconnect Base Mount
5.11	72026	Push Button – Yellow
5.12	40069	On/Off Switch
5.13	06920	Input Card – SRT2-ID16
5.14	06940	Relay Output Card – SRT2-ROC16
5.17	40010-3	Terminal Strip 20pt
5.18	40446	Ground Bar 10pt



GANTRY - PASSENGER SIDE W/O HIGH PRESSURE MANIFOLD BOX COVER

Gantry – Passenger Side w/o High Pressure Manifold Box Cover

A High Pressure Manifold Box – See page 40

B Passenger Side – See page 34



GANTRY - DRIVER'S SIDE WITHCOVER

Gantry – Driver's Side w/ Low Pressure Manifold Box Covered

A Low Pressure Manifold Box – See page 54

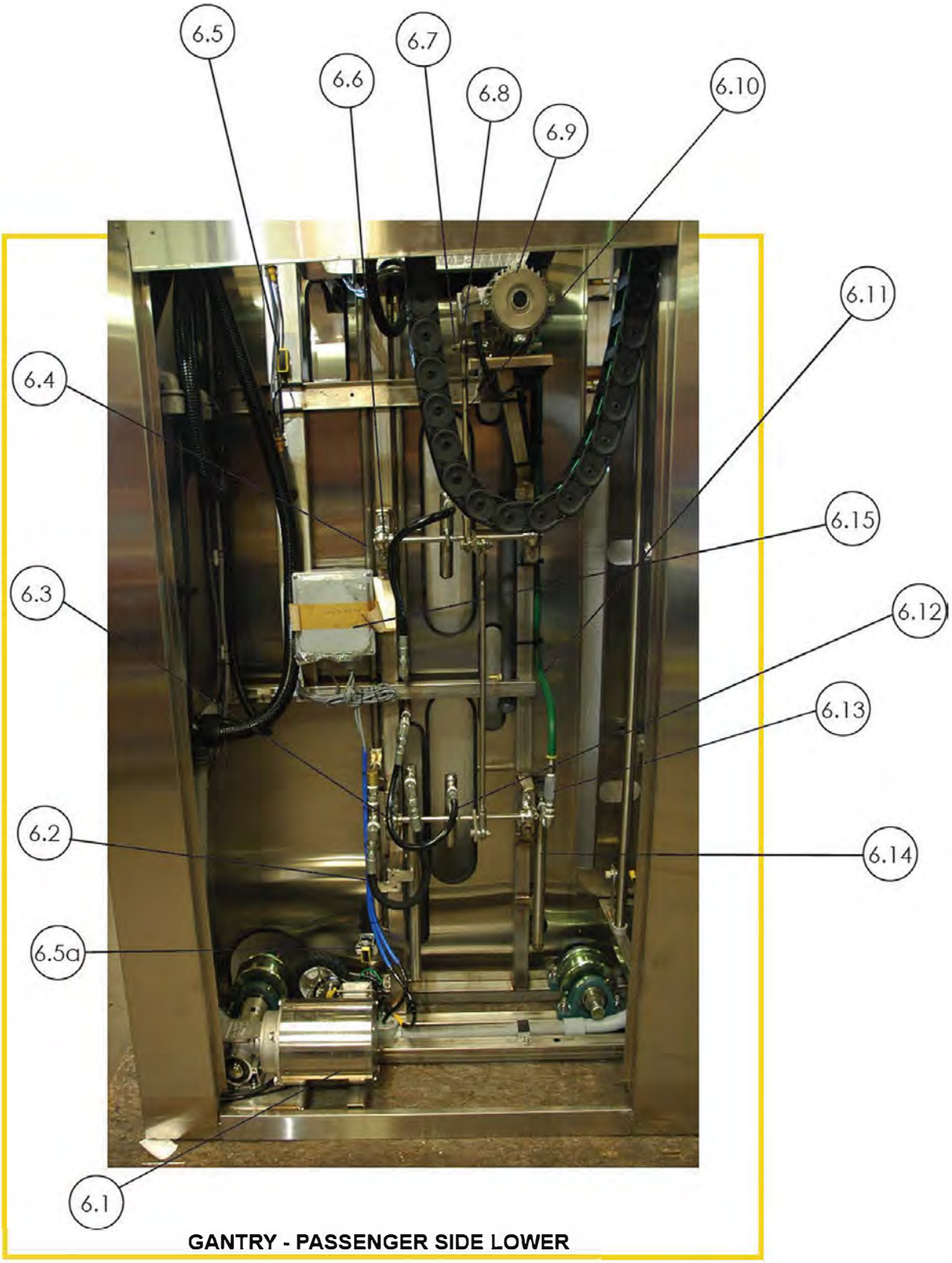

GANTRY - PASSENGER SIDE LOWER

GANTRY – PASSENGER SIDE LOWER

ID#	PART#	DESCRIPTION
6.1	55230-4	Drive Motor w/cover
6.2	52803	1/2" Wire Hyd. Hose – 18" with 1/2" Male pipe on each end
6.3	06647	Pillow Block Bearing - Oscillator
6.4	22010	Tri-Foam (PVC) Pipe 3/4"
6.5	06741-1	Receiver Eye – Contouring
6.5a	06741-1	Receiver Eye - Measurement
6.6	06647	Pillow Block Bearing - Oscillator
6.7	6501-0ML	Motor Lever Bracket
6.8	H368354-SS	7/16" Rod End
6.9	55237	Oscillating Motor With Gear Box
6.10	6500-OR-12	Oscillator Rod – Top Side – 12 3/8"
6.11	52012-2	Push Lock Hose 3/8" Green
6.12	22-00006	Synflex 3/8" X 19" hose
6.13	34025	Check Valve – Poly 1/4"
6.14	06616	Tire Cleaner Spray Manifold (6500TCP)
6.15	06693-P	DC Bus for Receivers, Passenger Side

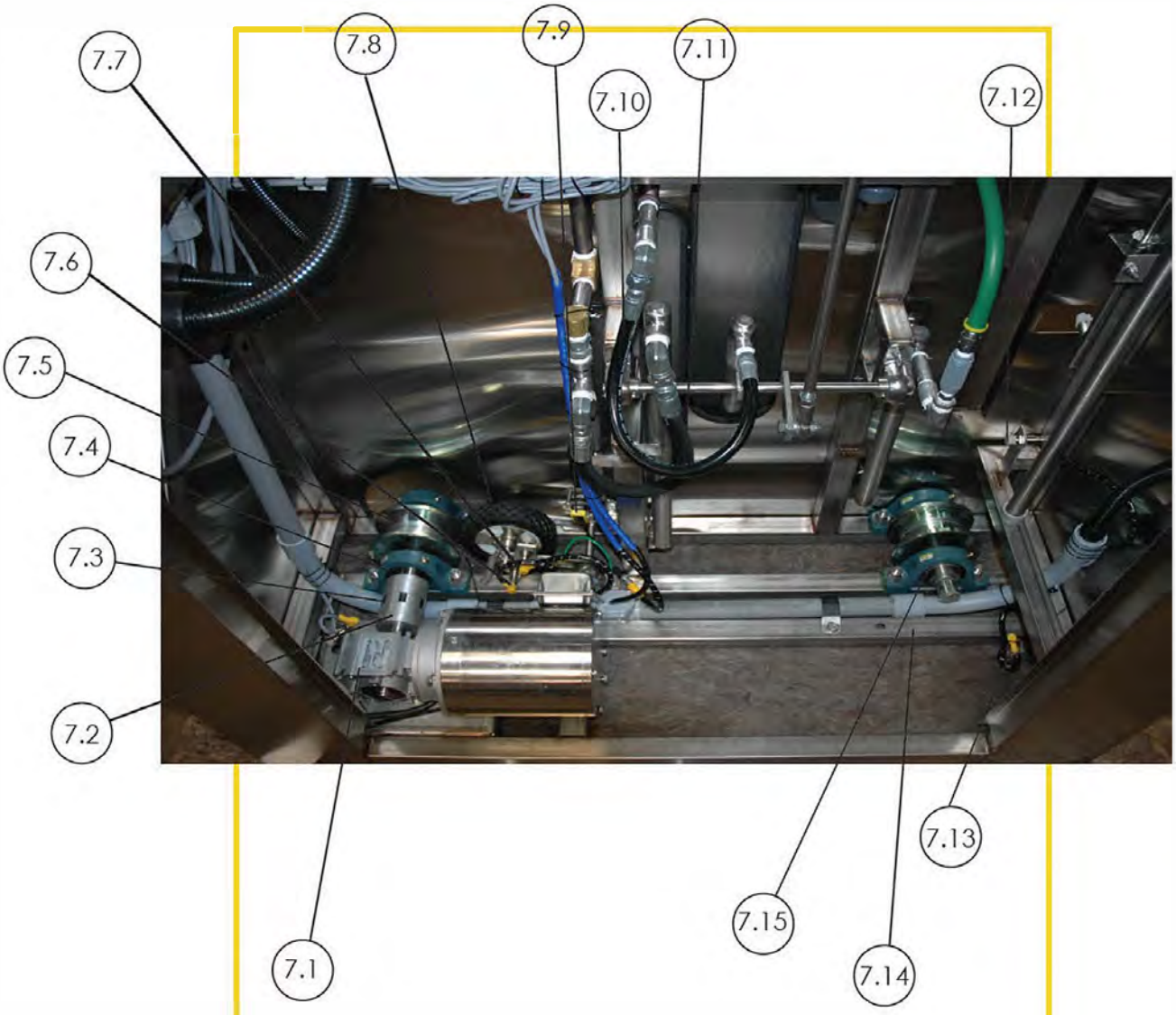

GANTRY - DRIVER SIDE - DRIVE MOTOR ASSEMBLY

GANTRY – PASSENGER SIDE – DRIVE MOTOR ASSEMBLY

ID#	PART#	DESCRIPTION
7.1	55225-3	Gear Box – Drive Motor
7.2	06801	Love Joy 7/8" for Gear Box
7.3	06803	Love Joy Spider
7.4	06851	1 1/4" Bearing Pillow Block VPS-120
7.5	06500-W	Drive Wheel
7.6	06650-4	Prox Cable – 90 Degree
7.7	06626	Prox – 18mm
7.8	06780	Count Wheel 2" X 5"
7.9	06741-1	Reciever Eye - Measurement
7.10	52803	1/2" Wire Hyd. Hose – 18" with 1/2" Male pipe on each
7.11	22-00006	Synflex 3/8" X 19" Hose
7.12	06626	Prox – 18mm
7.13	06650-4	Prox Cable – 90 Degree
7.14	06613	Prox Target – home and end of track
7.15	06851	1 1/4" Bearing Pillow Block VPS-120



GANTRY - PASSENGER SIDE UPPER

GANTRY – PASSENGER SIDE UPPER

ID#	PART#	DESCRIPTION
8.1	52017	1/2" Wire Braided Hose
8.2	31030	Dema Valve 454P – Side Spray
8.3	34000	Brass Check Valve – 1/4"
8.4	52017	1/2" Wire Braided Hose
8.5	19814	Blower Fan Housing
8.6	52017	1/2" Wire Braided Hose
8.7	55260-B	10hp 3ph Blower Motor
8.8	06500BSL	Boom Drive Shaft – Passenger Side
8.9	06850	Bearing Pillow Block VPS-116 – 1"
8.10	52186	3/4" 2WB Wrapped Hose
8.11	31040	Dema Valve 458P – Rocker Panel
8.12	31030	Dema Valve 454P – Top Boom



GANTRY - PASSENGER SIDE HIGH PRESSURE MANIFOLD BOX

GANTRY – PASSENGER SIDE HIGH PRESSURE MANIFOLD BOX

ID#	PART#	DESCRIPTION
9.1	31030	Dema Valve 454P – Side Spray
9.2	22-0107-8-8	1/2" M X 1/2" F SW
9.3	34000	Check Valve Brass Super 1/4"
9.4	52017	1/2" Wire Braided Hose
9.5	22-EB-64-0500	3/8" Poly Flow Tube
9.6	22-0107-16-16	1" M X 1" F SW
9.7	52186	3/4" 2WB Wrapped Hose
9.8	31040	Dema Valve 458P 1" – Rocker Panel
9.9	31030	Dema Valve 454P – Top Boom
9.10	52017	1/2" Wire Braided Hose

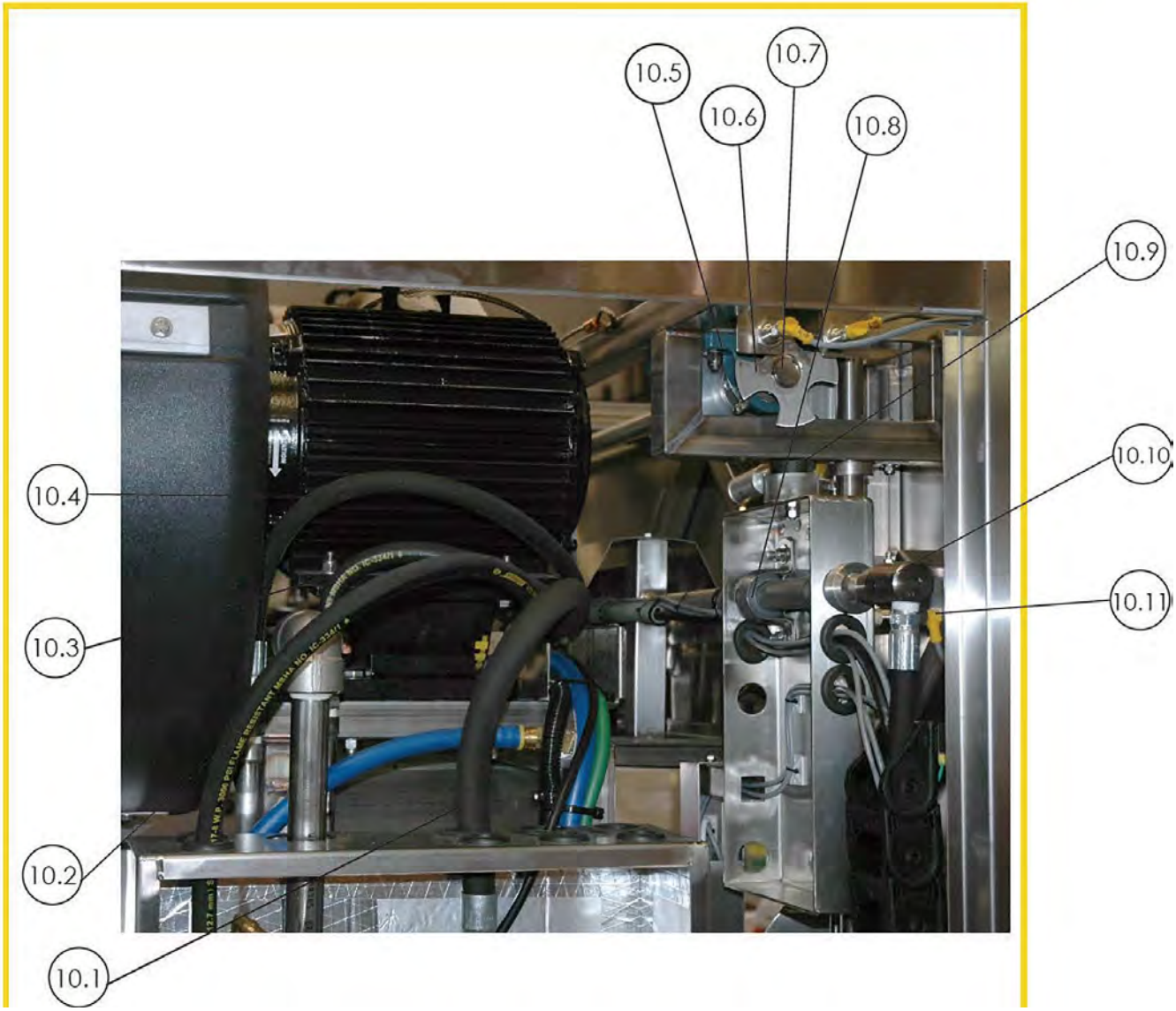

GANTRY - PASSENGER SIDE - BOOM BELT, SHAFT & PROX ASSEMBLY

GANTRY – PASSENGER SIDE – BOOM BELT, SHAFT and PROX ASSEMBLY

ID#	PART#	DESCRIPTION
10.1	52186	3/4" 2WB Wrapped Hose
10.2	52017	1/2" Wire Braided Hose
10.3	52017	1/2" Wire Braided Hose
10.4	52017	1/2" Wire Braided Hose
10.5	06850	Bearing Pillow Block VPS-116-1"
10.6	06752	Boom Count Wheel Assembly
10.7	06500-BSL	Boom Drive Shaft – Passenger Side
10.8	06645-1	1-1/8" Poly-Hi Tivar P.B. Boom
10.9	20053	Stopper, Black Rubber
10.10	74005	1/2" Super Swivel
10.11	06626-1	Prox Sensor 10m Hardwire



GANTRY - PASSENGER SIDE - LOWER PROX

GANTRY – PASSENGER SIDE – LOWER PROX

ID#	PARTS#	DESCRIPTION
11.1	06626	Prox – 18mm
11.2	06650-4	Prox Cable – 90 Degree
11.3	06626	Prox – 18mm
11.4	06650-4	Prox Cable –90 Degree
11.5	06851	1 1/4" Bearing Pillow Block VPS-120
11.6	06500-W	Drive Wheel

NOTES



GANTRY - DRIVER SIDE WITH COVER

GANTRY – DRIVER SIDE WITH COVER

A Low Pressure Manifold Box – See page 54

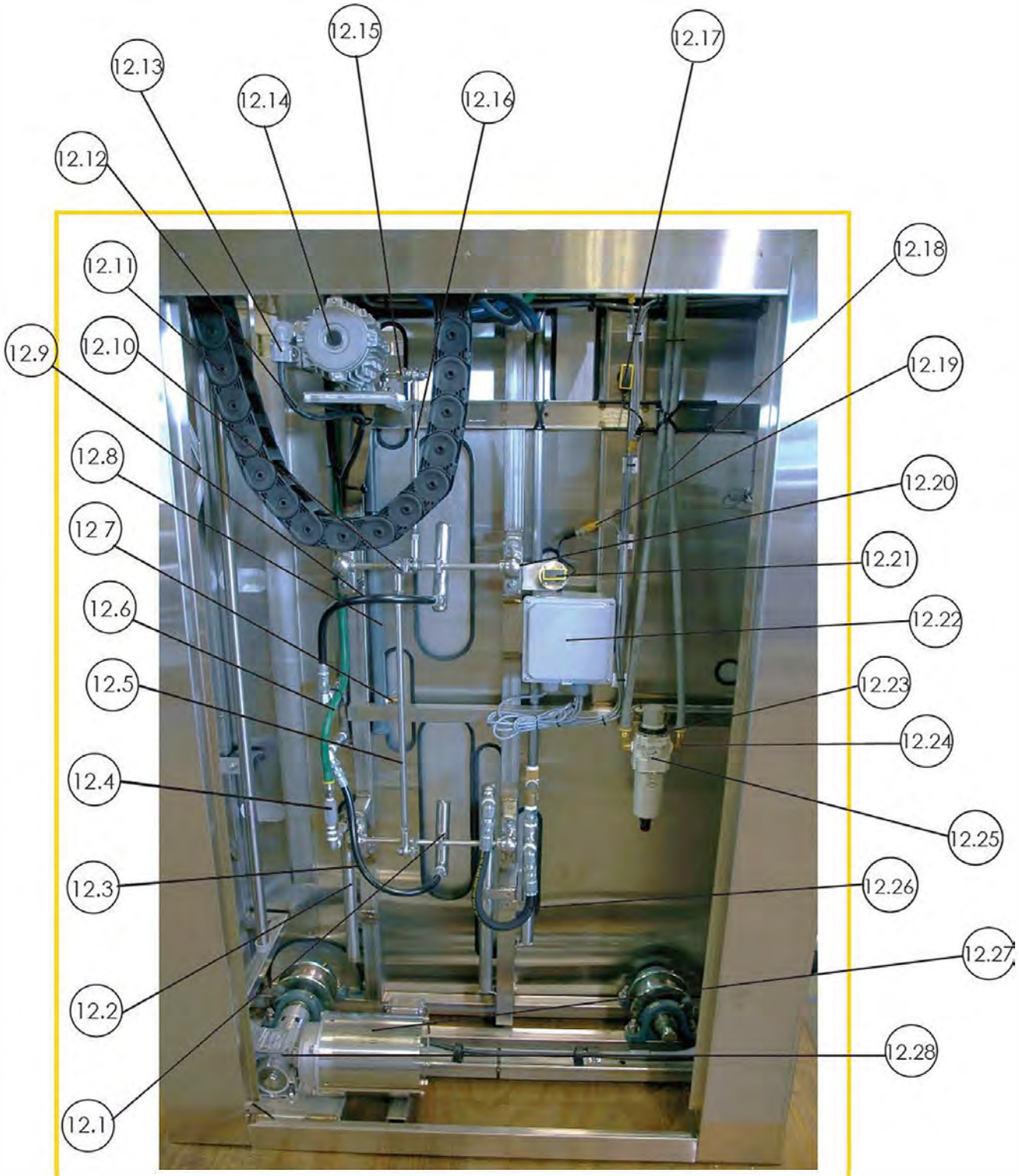

GANTRY - DRIVER SIDE LOWER

GANTRY – DRIVER SIDE LOWER

ID#	PART#	DESCRIPTION
12.1	06500-OJC-SBD	Oscillator Spray Bar – Side Bottom
12.2	06616	Tire Cleaner Spray Manifold (6500 TCP)
12.3	22-00006	Synflex 3/8” X 19" Hose
12.4	34025	Check Valve Poly 1/4"
12.5	06502-OR-20	Rod, Oscill, 20.375" (Bottom Side) 7/16"
12.6	52012-2	Push Lock Hose - 3/8" Green
12.7	06563	Spay Nozzle - 120 Degree Spot Free Rinse
12.8	22010	Tri-Foam PVC Pipe 3/4"
12.9	22-00007	Synflex 3/8” X 24" Hose
12.10	H368354-SS	Rod End BRG 7/16”Stainless
12.11	06767	Cable Carrier, 34 Links
12.12	40096	Cord, Soow 16/4C Black
12.13	40154-12	Max-Loc F2 1/2" (.375-.437) 90Deg
12.14	55237	NORD GEAR Motor .16hp/10:1 MTR
12.15	6501-OLM	Oscillator Motor Lever-WW2.0
12.16	06502-OR-11	Rod, Oscill, 11.375" (Top Side) 7/16"
12.17	06742-1	Transmitter Eye - Contouring
12.18	22-801-6-GRA	Push Lock Hose - 3/8" Gray
12.19	06714	Cordset, 6m, 6con, QD STR Connection
12.20	06742-1	Transmitter Eye - Measurement
12.22	06693-D	Eye Frequency Box, Driver's Side
12.23	58090-3	Mounting Nut, 1/2" Regulator
12.24	22-149F-6-8	Elbow Fitting, Male 3/8T X 1/2P
12.25	58091-1	Regulator 1/2" w/Autodrain
12.26	52017	1/2" Wire Braided Hose - 18"
12.27	55230-4	Motor,0.5HP/60/3,56C,TENV,SST
12.28	55225-3	Gear Box LF-918, 30:1 Washdown



GANTRY - DRIVER SIDE UPPER

GANTRY – DRIVER SIDE UPPER

ID#	PART#	DESCRIPTION
13.1	06767	Hose Track
13.2	06857	Rotory Actuator – Boom Tilt
13.3	52017	1/2” Wire Braided Hose
13.4	52017	1/2” Wire Braided Hose
13.5	55260	10hp 3ph Blower Motor
13.6	19814	Blower Fan Housing
13.7	06742-1	Transmitter Eye - Contouring



GANTRY - DRIVER SIDE - LOW PRESSURE MANIFOLD

GANTRY – DRIVER SIDE LOW PRESSURE MANIFOLD

ID#	PART#	DESCRIPTION
14.1	64075-1	Air Solenoid – Boom Tilt
14.2	58056	3/8" Regulator – Boom Tilt
14.3	64075-1	Air Solenoid – Presoak Direction
14.4	64021	3 Stage Solenoid
14.7	58055	Air Regulator – Presoak 1/4"
14.8	64021-42	2 Stage Solenoid
14.9	22-801-6-GRA	3/8" Gray Hose
14.10	47011	0-300 Pressure Gauge
14.11	22-E-64-0500	Poly Tubing 3/8" Natural
14.12	58055	Air Regulator – 1/4"
14.13	47027	0-100 Pressure Gauge
14.14	22-E-64-0500	Poly Tubing 3/8" Natural
14.15	22-W169PL-6-4	3/8" X 1/4" Poly Push Lock Swivel – 90 Degree
14.16	06520	Solenoid - Presoak, Hot Wax
14.17	22-E-64-Y-0500	Poly Tubing 3/8" Yellow
14.18	58055	Regulator
14.19	64071	Solenoid Valve – Tire Cleaner
14.20	22-801-6-GRN	3/8" Green Hose
14.21	22-801-8-BLU	1/2" Blue Hose
14.22	58056	Regulator – 3/8"

NOTES

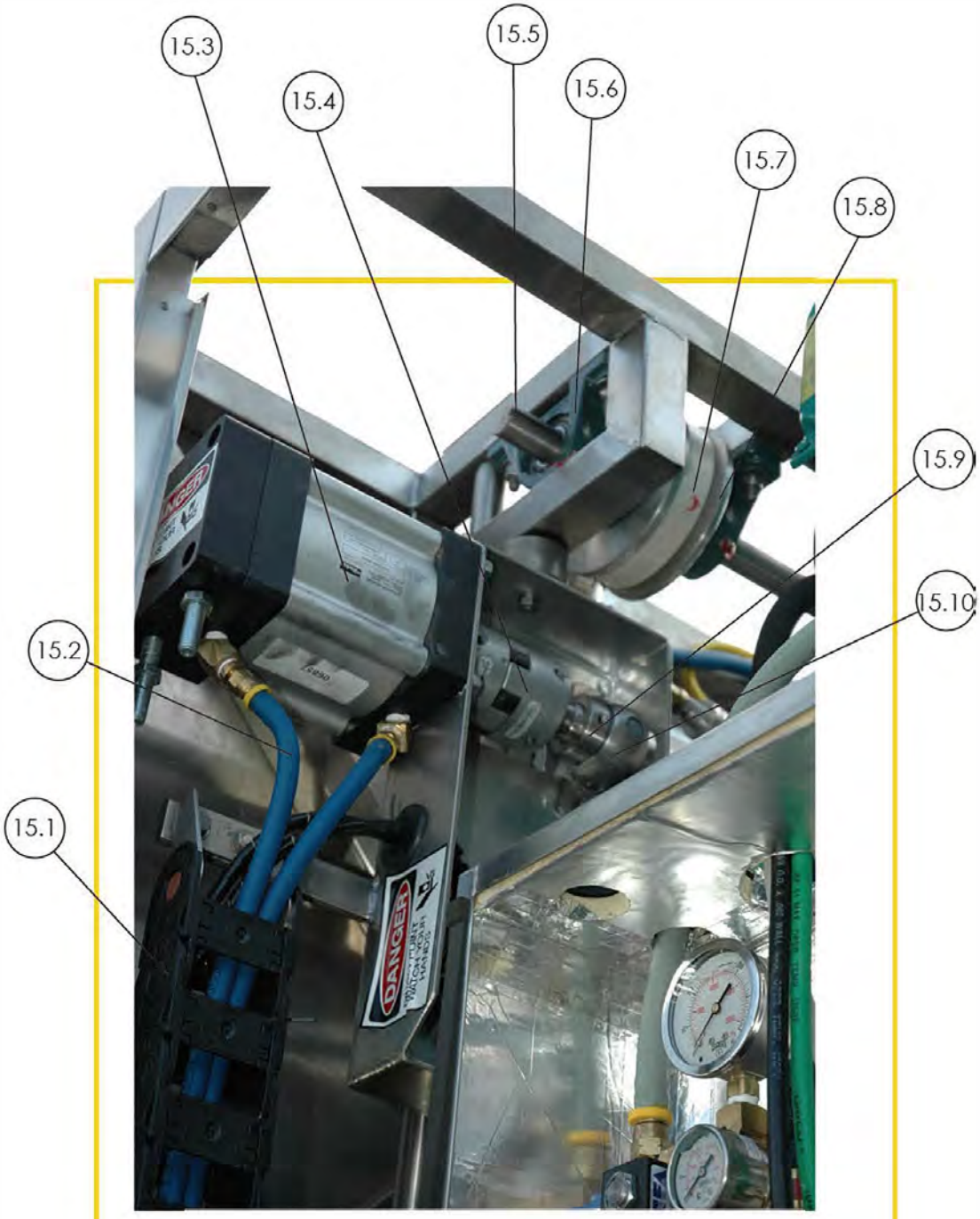

GANTRY - DRIVER SIDE - BOOM TILT ASSEMBLY

GANTRY – DRIVER SIDE – BOOM TILT ASSEMBLY

ID#	PART#	DESCRIPTION
15.1	06767	Hose Track
15.2	22-801-4-BLU	3/8" Blue Push Lock Hose
15.3	06857	Rotary Actuator
15.4	06800 06803	1" Love Joy Spider
15.5	07824	1" Small Shaft – 31" – Driver's Side
15.6	06850	Pillow Block Bearing – 1"
15.7	06852-8	Kevlar Boom Belt, 8'
15.8	06605	Boom Pulley (AM002)
15.9	06820	Shaft Collar - Boom
15.10	06645-1	Bearing Pillow Block 1 1/8" - Nylon



GANTRY - DRIVER SIDE - OSCILLATING ASSEMBLY

GANTRY – DRIVER SIDE – OSCILLATING ASSEMBLY

ID#	PART#	DESCRIPTION
16.1	22-00007	Synflex 3/8" X 24" Hose
16.2	06838	Rod End - 7/16"
16.3	06767	Hose Track
16.4	55237	Oscillating Motor w/ gear box
16.5	06838	Rod End – 7/16"
16.6	06500-OJC-STD	Oscillating Spray Bar - Upper
16.7	06647	Pillow Block Bearing 1/2" - Nylon
16.8	06563	Nozzle – Spot Free



GANTRY - SPRAY NOZZLES

GANTRY – SPRAY NOZZLES

ID#	PARTS#	DESCRIPTION
17.1	06567	PRE-SOAK S.S. GENERATOR
17.2	84288	Spray Tip 1/4" MEG – 0504
17.3	06500-OJC-SBD	Oscill Spray Bar (2 holes)
17.4	06851	VPS-120 P.B.
17.5	06563	Spray Nozzle – Spot Free - Side
17.6	A170-D	Zero Degree Panel (Spray Bar 20")

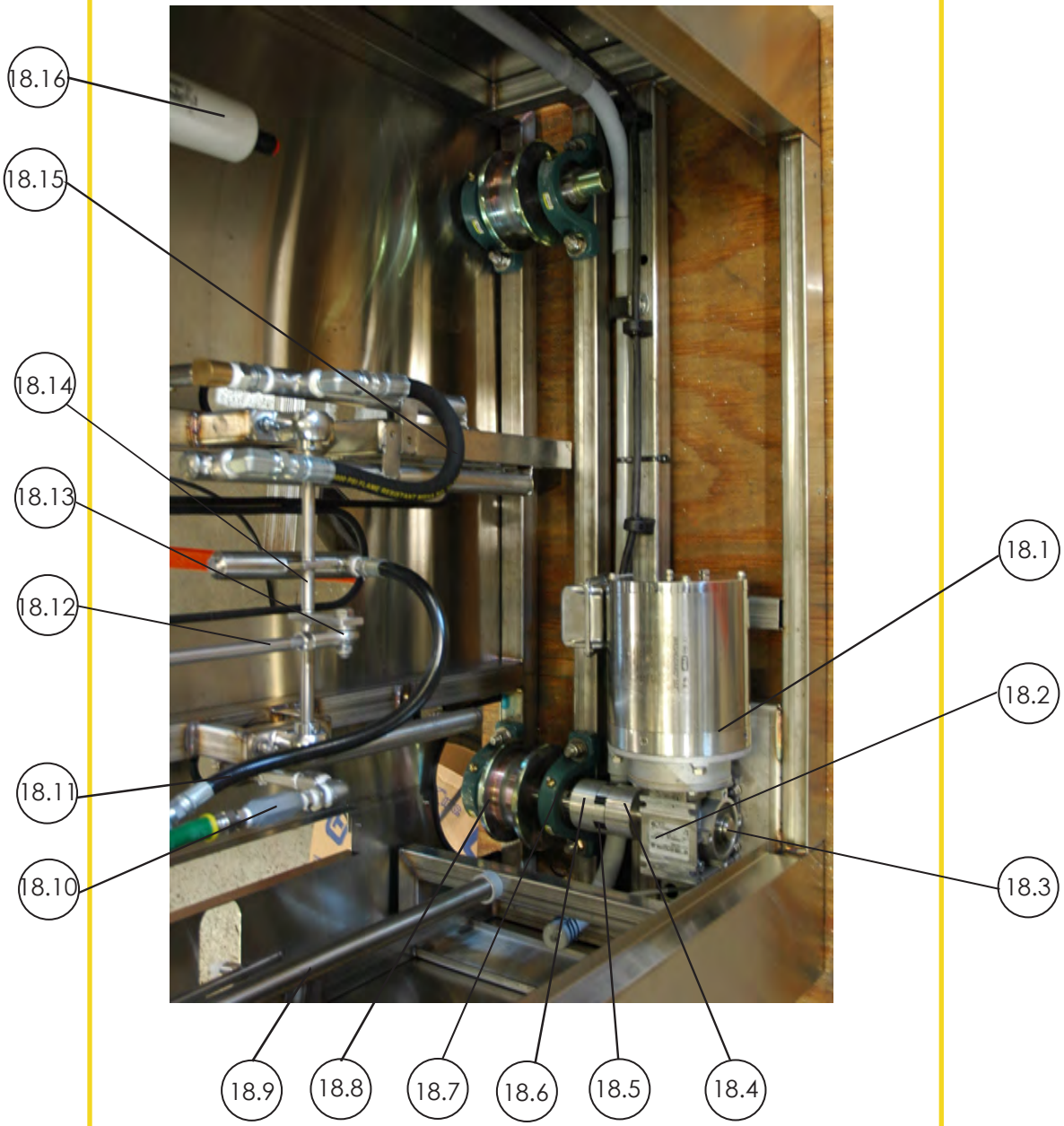

ZERO DEGREE NOZZLE ROCKER PANEL ASSEMBLY

ZERO DEGREE NOZZLE ROCKER PANEL ASSEMBLY

ID#	PART#	DESCRIPTION
18.1	55230-4	Washdown Motor - Drive
18.2	55225-2	Washdown Gear Box 30:1
18.3	55303	Gear Box Shaft "6
18.4	06801	Love Joy – 7/8”
18.5	06803	Spider
18.6	06805	Love Joy - 1 1/4"
18.7	06851	Pillow Block Bearing – 1 1/4”
18.8	06500-W	Drive Wheel
18.9	06500-95”	Shaft Boom Guide
18.10	34025	Valve 1/4” Poly FXF
18.11	22-00007	Synflex 3/8” X 19” Hose
18.12	06500-OR-20	Oscillating Rod
18.13	H368354-SS	Rod End
18.14	06500-0JC-SBP	Bar, Oscill Spray, Pass Bottom
18.15	52017	Braided Wire Hose 1/2"
18.16	58091-1	Regulator 1/2" w/Autodrain



TOP OF GANTRY - PRESOAK FOAMERS

TOP OF GANTRY – PRESOAK FOAMERS

ID#	PART#	DESCRIPTION
19.1	22-169P-6-4	3/8" Poly Tite X 1/4" Male 90
19.2	06567	Foam Generator
19.3	22-169P-6-4	3/8" Poly Tite X 1/4" Male 90
19.4	22-E-64-0500	3/8" Poly Tubing – Natural
19.5	34018	Check Valve, 1/4" Brass FXF



BLOWER CONTROL BOX - TOP OF GANTRY

BLOWER CONTROL BOX – TOP OF GANTRY

ID#	PART#	DESCRIPTION
20.1	40446-2	SS. Grounding Bar, 6 PT.
20.2	60064-1	Overload 9-45 amps
20.3	06992	Contactor 43 amp
20.4	06973	Omron Yaskawa Drive
20.5	06994	100 amp Main Disconnect Base Mount

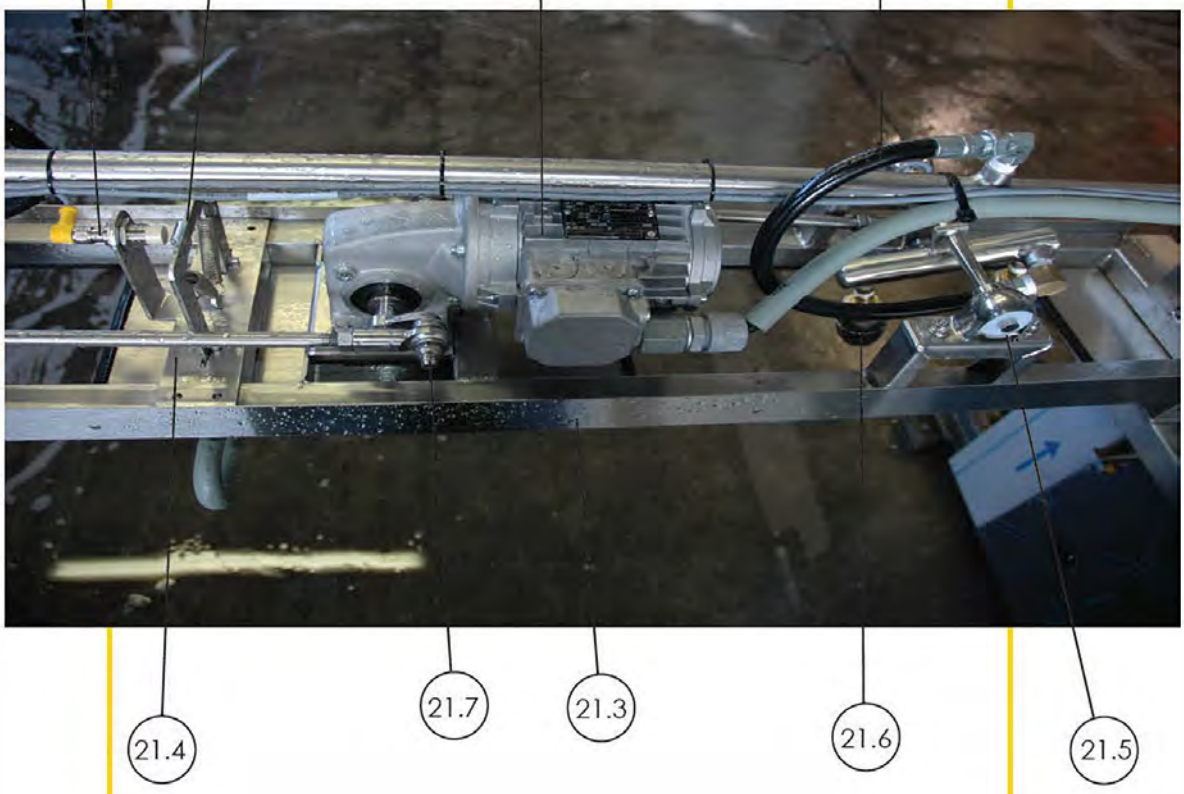

WATER WIZARD WASH BOOM W/O COVER

WATER WIZARD 2.0 WASH BOOM W/O COVER

ID#	PART#	DESCRIPTION
21.1	22-00006	Synflex 3/8" X 19" Hose
21.2	55237	Oscillating Boom Motor
21.3	06679	Wash Boom Frame Only
21.4	06502-OR-13	Linkage 7/16" NF 13.75"
21.5	06647	Pillow Block Bearing - Nylon
21.6	84290-3-5	Zero Degree Nozzle
21.7	06838	7/16" Rod Ends
21.8	06626-1	PROX SWITCH w/Hardwire 18MM
21.9	06679	Wash Boom Frame Only



WASH BOOM OSCILLATING ASSEMBLY

WASH BOOM OSCILLATING ASSEMBLY

ID#	PART#	DESCRIPTION
22.1	06626- 1	Low Pressure Hot Wax PVC
22.2	55237	Synflex 3/8" X 19" Hose Pillow
22.3	H368354	Block Bearing - Nylon Oscillator
22.4	6501-OML	OSCILLATOR MOTOR LEVER
22.5	06500-OR- 14	Rod, Oscillating, Boom, 14"
22.6	06500-OJC-BM	3/8" M X 3/8" F SW 90 Deg. 3/8"
22.7	06647	1/2" P.B.
22.8	84290- 3.5	Blast-Tec Zero Degree Nozzles w/1/4" Fem NPT, 3.5GPM
22.9	06500-OR-29	Rod, Oscillating Boom, 29 1/2"
22.10	22-00006	Synflex Hose 3/8" x 19"
22.11	07850-2	Wash Boom, Safety Trigger, Top
22.12	07850-1	Wash Boom, Safety Trigger, Btm
22.13	07850-4	Safety Trigger, MT Bracket, Btm
22.14	06650	Skin, WW, lower wash boom

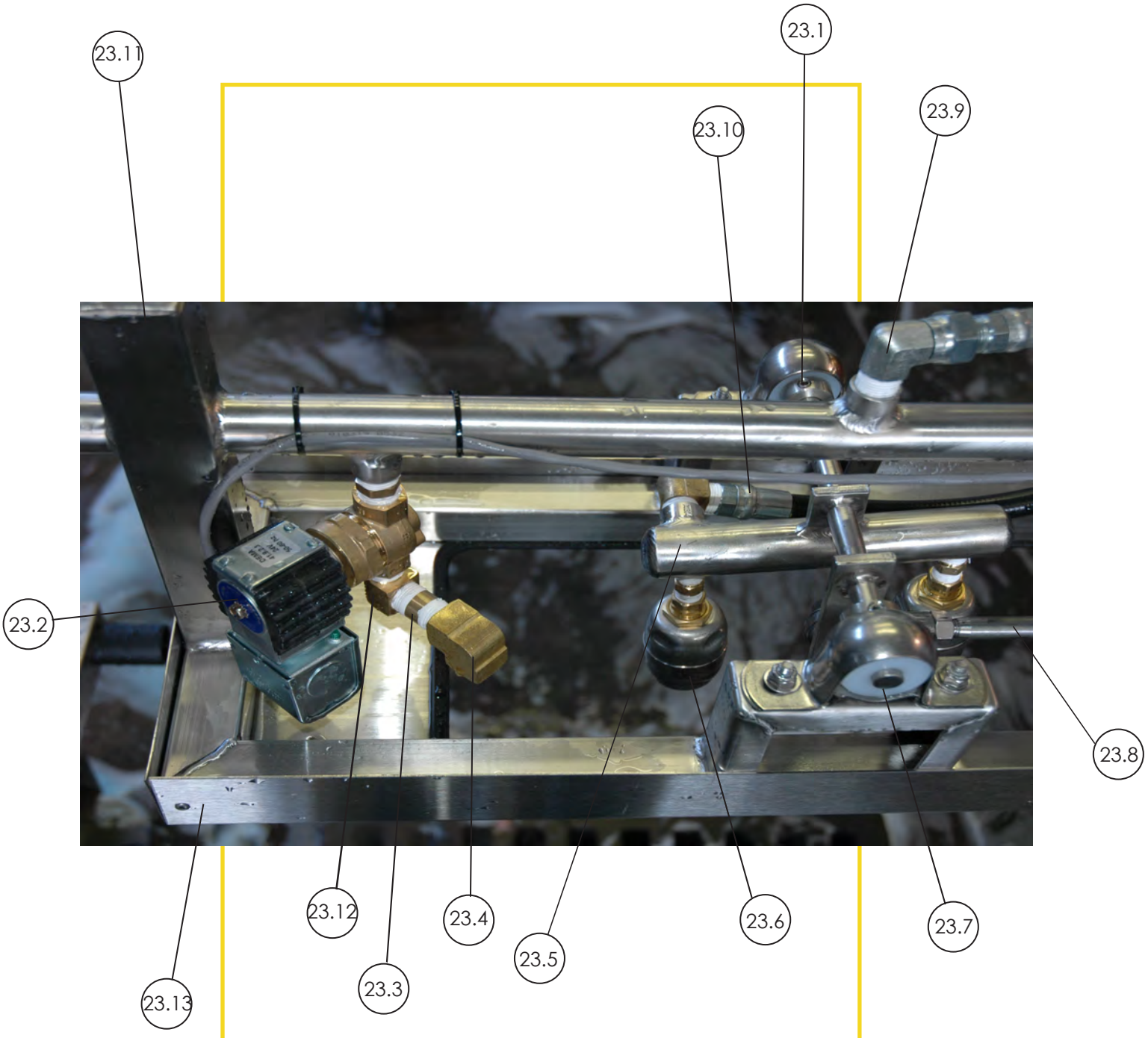

WASH BOOM - SOLENOID AND OSCILLATORS

WASH BOOM – SOLENOID AND OSCILLATORS

ID#	PART#	DESCRIPTION
23.1	06825	1/2” Red Hose
23.2	31020	Dema Valve 453P
23.3	22-215PNL-6-15	Long Pipe Nipple
23.4	22-2200P-6-6	Brass 90 Pipe Elbow
23.5	06500-OJC-BD	OSCILLATING BAR, BOOM DRIVER
23.6	84290-3.5	Blast-Tec Zero Degree Nozzles w/1/4" Fem NPT, 3.5GPM
23.7	06647	1/2" P.B.
23.8	06500-OR-29	Rod, Oscillating Boom, 29 1/2"
23.9	22-2107-6-6	Male x Female Pipe Swivel 90
23.10	22-00006	Synflex Hose 3/8" x 19"
23.11	06500-BFL	Wash Boom Frame - Long
23.12	22-2202P-6-6	Pipe Street Elbow 90 HD
23.13	06650	Skin, WW, lower wash boom



GANTRY - OSCILLATING BLOWER SYSTEM

GANTRY – OSCILLATING BLOWER SYSTEM

ID#	PART#	DESCRIPTION
24.1	06614	Air Scoop
24.2	06561 06562	Tip Assembly - Presoak - Top Boom
24.3	06589	Spot Free Tip - Spiral Cone
24.4	06650-6	Prox Cable
24.5	06626	Prox
24.6	18240	Blower Oscillating Belt
24.7	55239-L	Blower Oscillating Motor



GANTRY PANEL DOORS (BOTH SIDES)

GANTRY PANEL DOOR (BOTH SIDES)

ID#	PART#	DESCRIPTION
25.1	06670	Access Door – Top (A118)
25.2	06669	Access Door – Bottom (A117)



HEIGHT ADJUSTMENT / CONTOURING EYES – DRIVER'S SIDE

HEIGHT ADJUSTMENT / CONTOURING EYES – DRIVER'S SIDE

ID#	PART#	DESCRIPTION
26.1	06693-D	Eye Frequency Termination Box
26.2	06742-1	Transmitter Eye - Measurement
26.3	06742-1	Transmitter Eye - Contouring



HEIGHT ADJUSTMENT / CONTOURING EYES – PASSENGER'S SIDE

HEIGHT ADJUSTMENT / CONTOURING EYES – PASSENGER'S SIDE

ID#	PART#	DESCRIPTION
27.1	06715	Eye Cable, 4 meter
27.2	06741-1	Receiver Eye
27.3	06741-1	Receiver Eye

NOTES





For more information on the Water Wizard 2.0 and other car wash equipment and parts manufactured by Coleman Hanna Carwash Systems, LLC., please contact us at:

1.800.999.9878
5842 W. 34th Street
Houston, Texas 77092
www.colemanhanna.com

Parts Department Direct Line:
1.866.927.4229
Fax: 713.590.6652

WATER WIZARD 2.0

parts manual



1.800.999.9878
5842 w. 34th street
houston, tx 77092

parts department
1.866.927.4229
713.590.6652.fax

www.colemanhanna.com